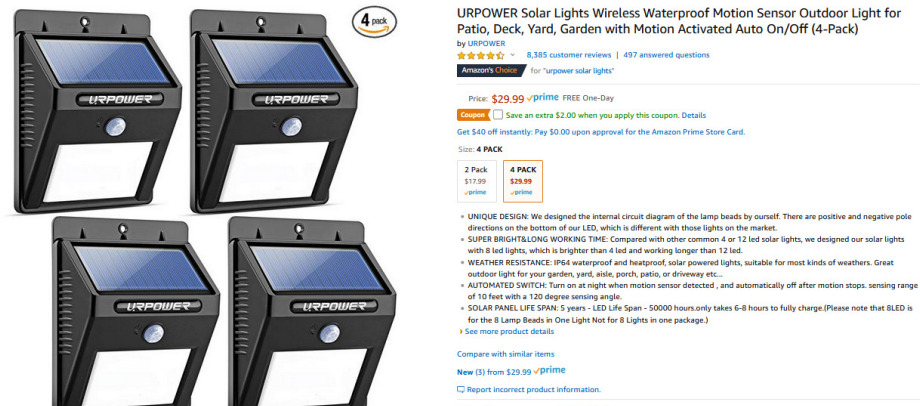



Solar Powered LED motion detector Lights

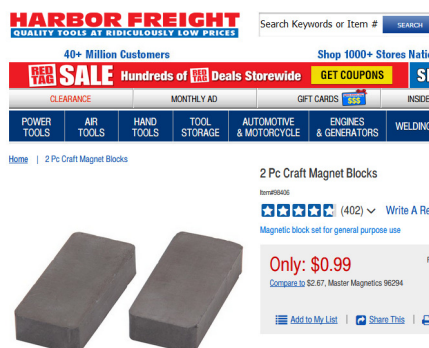
https://www.amazon.com/gp/product/B012ZPKNFE/ref=ppx_yo_dt_b_asin_title_o01_s00?ie=UTF8&psc=1



To adapt them for the trailer I drilled out the on/off switch hole so I could turn the light on with a paper clip. If I am on the road I leave them on but turn them off when the rig is laid up. You receive tiny pins with the lights for this purpose, but they are easy to lose. Drilling the hole was easy – I just took a small drill bit and spun it with my fingers to enlarge the opening.



My first try was to use high temperature Velcro to secure them to the trailer but the elements got to the Velcro so I hot glued a Harbor Freight magnet block to the back of the light.



That is all there is to it! You can place the lights on the frame, pinbox or back bumper. The motion detector is very good and the lights nicely illuminate the immediate area.

